



RYSE
HEALTH

April 2022

Company overview



Our executive team brings deep experience



Richard Gurley, MBA, Co-founder & Chief Executive Officer

- Early leader at two successful value-based, tech-enabled healthcare services startups (Evolent Health and WelbeHealth), including VP of Payer Partnerships at Evolent
- Advisor to 7 leading healthcare growth companies, including Doctor on Demand, Modern Fertility, and Vera Whole Health
- Prior experience in McKinsey health payer/provider practice and Tennessee government



Erin Kane, MD, Co-founder & Chief Medical Officer

- Harvard and Hopkins-trained physician
- Led multiple care delivery redesign initiatives, including Hopkins capacity command center and GW COVID-19 remote monitoring program
- Prior experience as McKinsey management consultant with deep experience in healthcare operations



Antares Meketa, Chief Technology Officer/Chief Product Officer

- Departing Head of Product Operations at Commure
- Prior CPO/CTO for Karuna Health and MeYou Health
- Outstanding combination of product/ design leadership and technical expertise + strong cultural leadership

A background image of three women running outdoors on a path, smiling and looking towards the camera. The image is overlaid with a semi-transparent orange and yellow gradient. A large, abstract, multi-colored geometric shape is also overlaid on the left side of the image.

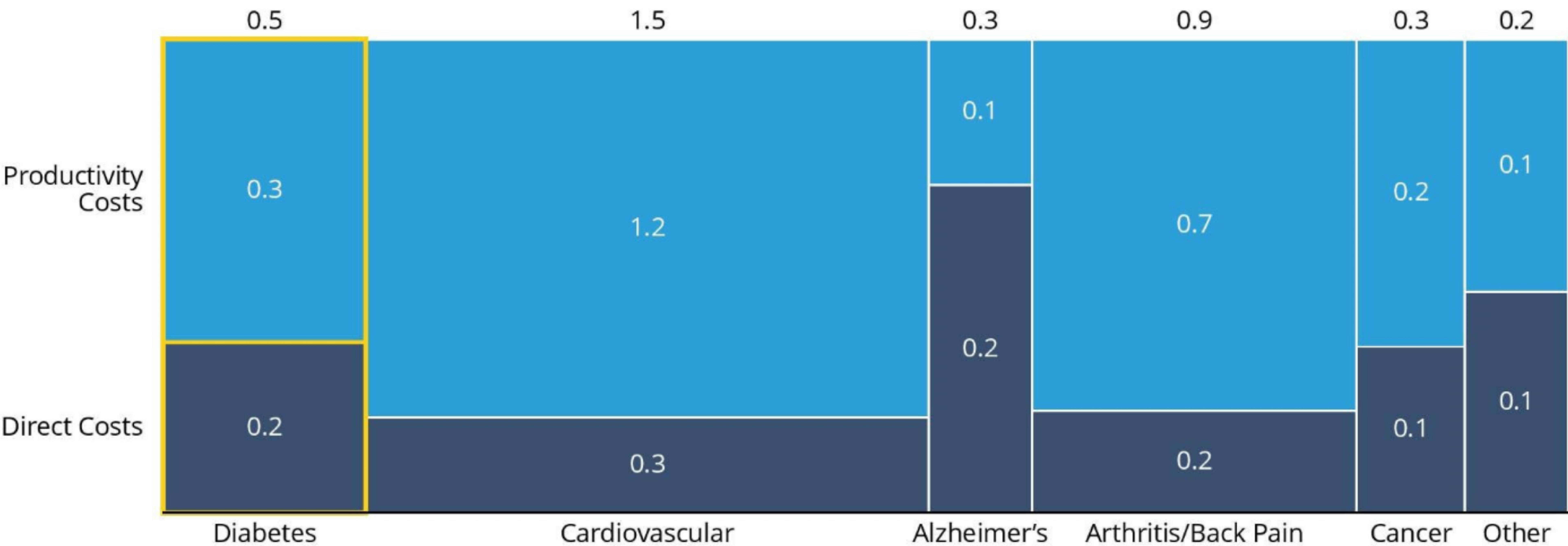
**Our vision is a world
free of the burden of
chronic disease**

Chronic disease costs the US \$3.7T and 1.7M lives each year



 Initial focus

Annual Economic Costs of Chronic Disease (USA, \$T)



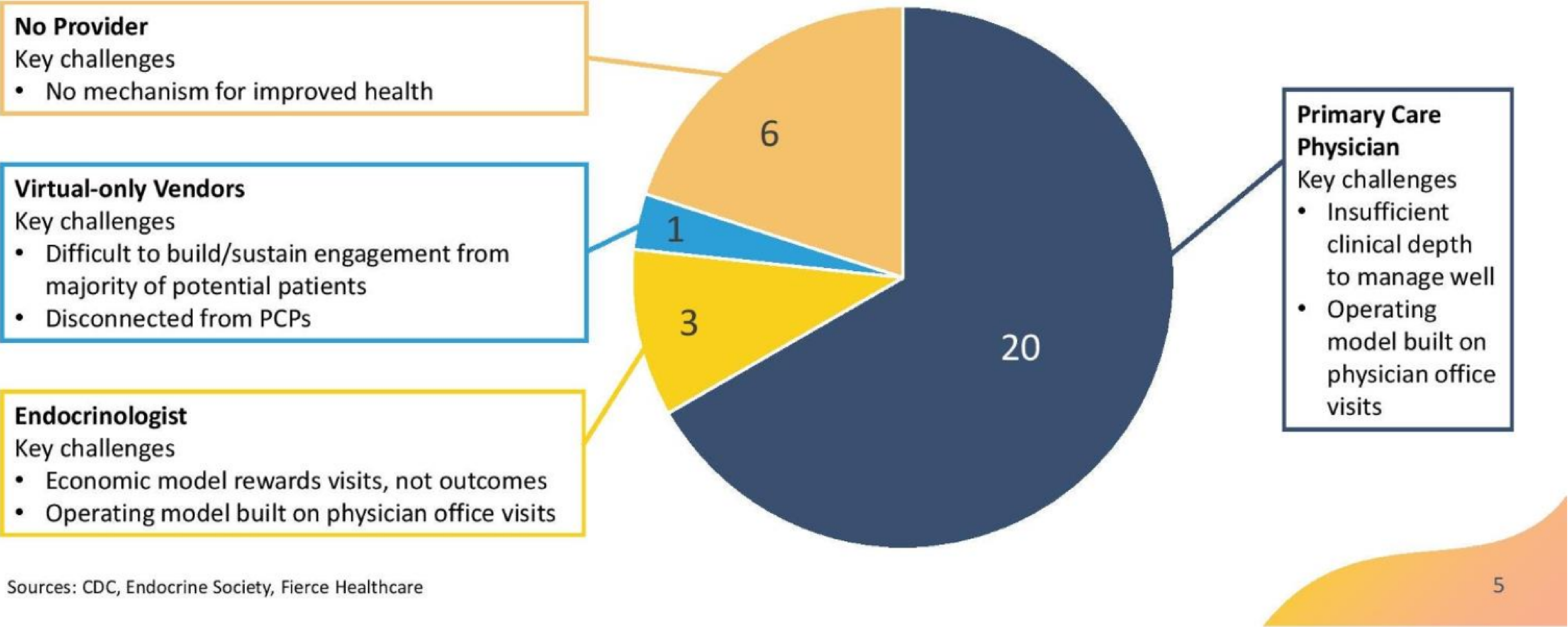
Chronic disease is responsible for 7 out of 10 deaths in the US

Sources: National Institutes of Health (NIH), Milken Institute

All current models for type 2 diabetes have significant limitations



Estimated US Type 2 Diabetes Population by Responsible Provider (30M total)

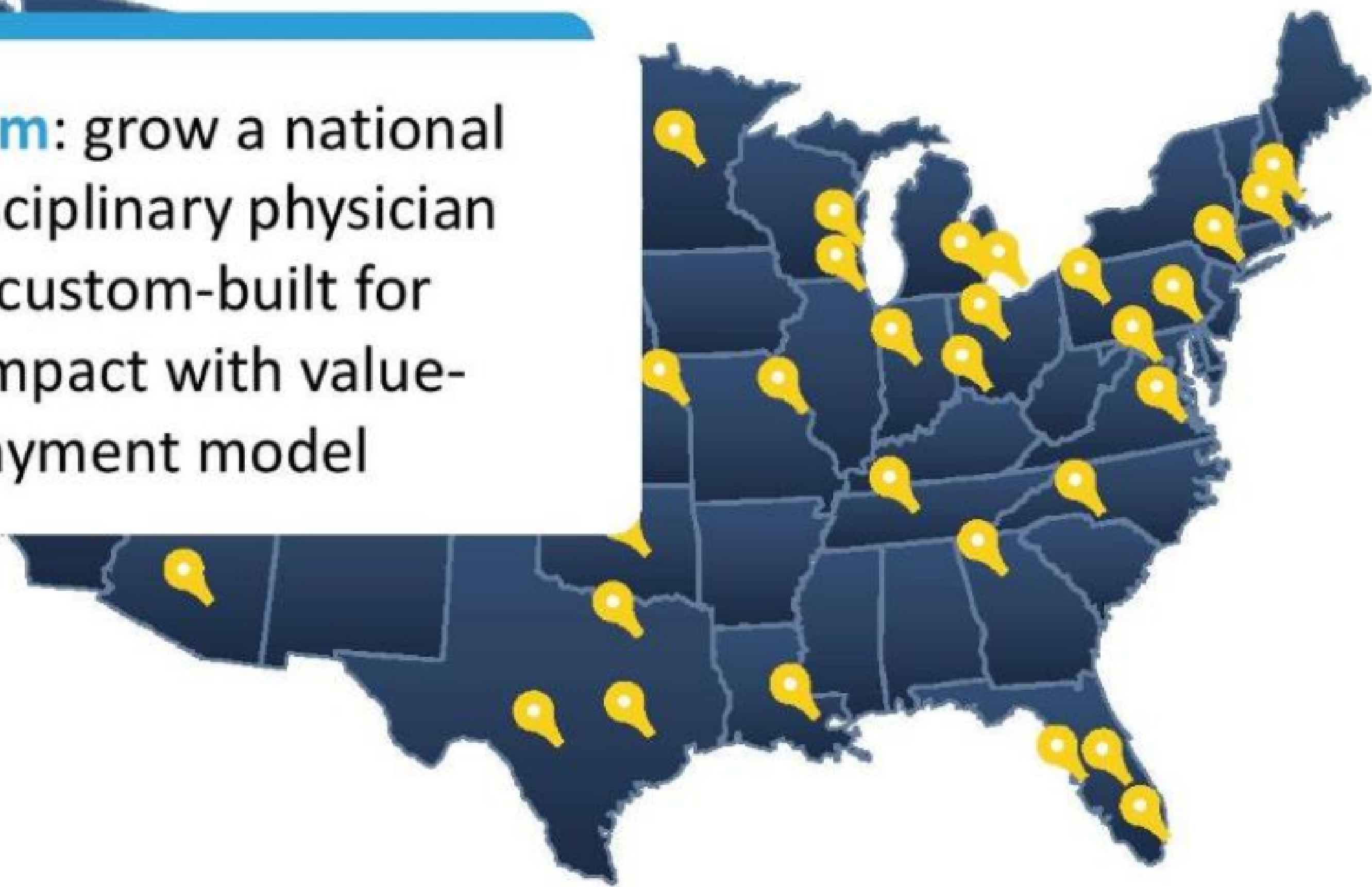


Sources: CDC, Endocrine Society, Fierce Healthcare

We provide tech-enabled office-based and virtual care to patients with chronic disease



Long-term: grow a national multi-disciplinary physician practice custom-built for clinical impact with value-based payment model



Proof-of-concept: launch a successful tech-enabled endocrinology practice serving **high-complexity patients** with type 2 diabetes in the DC & Baltimore metro areas



Our approach is a comprehensive care team and deep technology layer



Typical specialist practice Ryse enhancements

Enthusiastic **Health Coaches** to be a consistent source of contact and encouragement along the care journey

A broad care team of **Registered Dieticians (RDs), Certified Diabetes Care & Education Specialists (CDCESs)**, and others to provide tailored guidance

Deeply experienced prescribers (**Endocrinologists, NPs, and PAs**) who are focused on driving outcomes, not CPT codes



Licensed Clinical Social Workers (LCSWs) to help patients navigate the psychosocial barriers to overcoming chronic disease

Technology platform including CGM & custom app to synthesize data, support self management, and smooth communication



All of our patients go through a launch phase followed by a maintenance phase

Set up

- 2-hour visit with full care team to establish care plan and set up tech

Launch

- 60-day period of frequent data review and largely/virtually contact to help patient reach goal

Maintenance

- Ongoing lighter-touch communication, quarterly A1c reviews, and periodic visits to ensure patient stays on track

Tune up (as needed)

- Additional intensive 60-day period if patient requires more support or blood glucose is trending in the wrong direction



We're already seeing outstanding patient outcomes



Glycemic Control

Average % time out of range (all)



Average A1c (patients w/ initial A1c >8)



Patient Satisfaction Day 60-90



4.96 / 5 stars

Average rating based on 31 published review(s)

DISTRIBUTION



4.96 overall average based on 32 total reviews

That was wonderful. I realized my life isn't going to end with diabetes... Ryse is the greatest thing that's happened to me.

My average blood sugar is lower, I'm losing weight, and I'm feeling better than I have in a long time.

Fantastic. One of the best healthcare experiences I've ever had.

I am so happy with every practitioner I have had at Ryse Health.



RYSE
HEALTH

Thank You



Browse the best pitch deck examples.

Brought to you by bestpitchdeck.com — the world's largest library of pitch decks: hundreds of winning presentations from leading startups, updated every week.

Read more →

Follow us [@pitchdecks](https://twitter.com/pitchdecks)

